



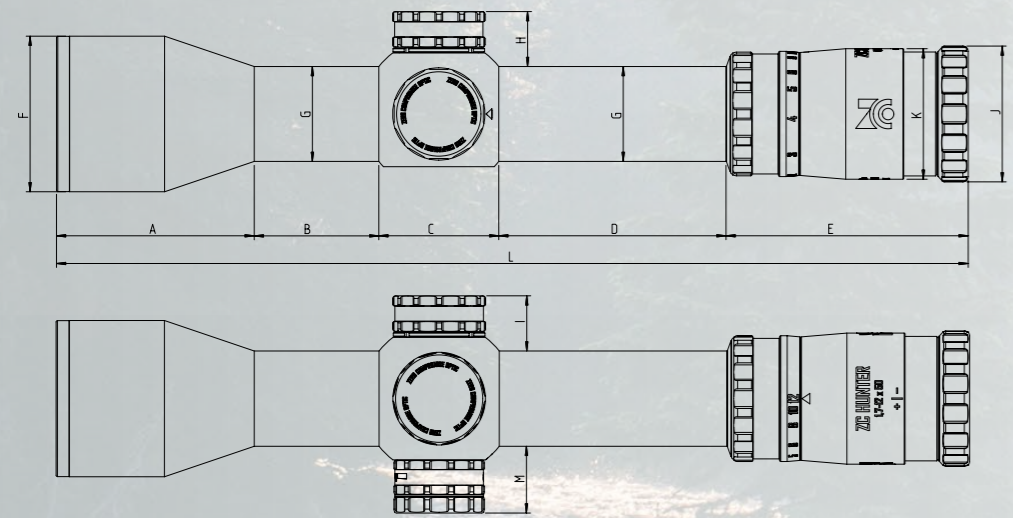
NEW 2023

NOW ALSO FOR HUNTING

QUALITY WITHOUT COMPROMISES

Highest reliability at maximum performance.

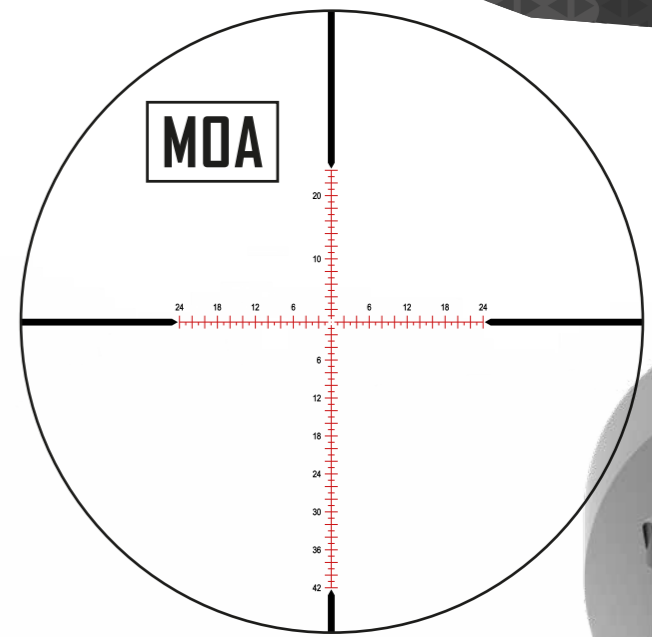

ZC HUNTER



Dimension	A	B	C	D
[mm]	75	47	45,5	86
[inch]	2.95	1.85	1.79	3.39
	E	F	G	H
[mm]	92	59	36	21
[inch]	6.62	2.33	1.42	0.83
	I	J	K	L
[mm]	21	51,5	49,5	346
[inch]	0.83	2.03	1.95	13.62

Magnification	1,7-12
Objective diameter (mm)	50
Exit pupil (mm)	10,5-4,2
Field of view max. / min. (m/100m)	23-3,4
Field of view (ft/100Yds.)	69'-10,2
Eye relief (mm)	>93 mm
Lighttransmission (%)	90%
Reticle image plane	1/2.
Diopter adjustment (Dpt.)	-3 / 2
Main tube diameter (mm)	36 mm
Length (mm)	346 mm
Weight (g)	850g
Elevation adjustment (cm/100m)	200
Windage adjustment (cm/100m)	200
Click value (cm/100m)	1
Turret rotation	CW
Filter thread Objective (mm)	M54x0.75
Impermeability	4 m water depth
Temperature Function (°C)	-25°/55°
Illuminated color	Red / Green*
Locking Elevation / Windage	Elevation & Windage
AIM- automatic illumination management	Yes (after 2 mins or depending on position/directionality; after 2 hours complete shutdown)
Power supply	CR2032


*Green is not available in combination with „4A-ID“ reticle



ZC527 10X TURRET

ZC840 0.125MOA

When your eye virtually lives behind your scope, you demand premium optical performance just like we do. Short cuts don't exist at ZCO. We use top quality lenses throughout, ED lenses in the objective, and we personally inspect every lens for Refractive Index. Low performing elements never make the cut. The lenses are then optically indexed during rifle scope assembly for the very best in performance. Your eye will love going back to work each day behind a ZCO.



When you invest in a premium scope, you expect premium materials and performance. We will not deliver anything short of those expectations, because ours are likely higher. Hardened steel and high grade aluminum alloys are used throughout our products, not brass or inferior materials. Each rifle scope is hand assembled one at a time, start to finish by a single technician in Austria and in the U.S.

56mm Objective with ED lenses for the very finest resolution, color correction, and contrast



Intuitive push/pull locking mechanism on the elevation and windage turrets to ensure your setting never moves unintentionally

Angled magnification ring for simple reference from shooting position

The latest optical designs are utilized in our eyepiece resulting in maximum Field of View, substantial eye box, eye relief, and flatness of field

AIM Automatic Illumination Management reference from shooting position has advanced sensing capability to detect when the rifle is out of shooting position and conserve battery life. Illumination is deactivated by the AIM when the scope exceeds 75 degrees in up or down angle tilt or when exceeding 45 degrees to either side

ZCO 840



Magnification Objective (mm)	Objective (mm)	Main Tube Diameter (mm)	Click Value (mil)	Elevation (mil)	Elevation lock	Windage (mil)	Windage lock
8 - 40	56	36	0.1	28	YES	12	YES
Field of View (ft/100 yd)	Eye Relief (inches)	Parallax Compensation (m)	Length (inches)	Weight (oz)	Reticles	Illumination	Focal Plane
13.8' - 3.0'	3.54	18 - Infinity	17.32	40.56	MPCT1, MPCT2, MPCT3X, MOA, Tremor5	YES	FIRST



ZC 527


Magnification Objective (mm)	Objective (mm)	Main Tube Diameter (mm)	Click Value (mil)	Elevation (mil)	Elevation lock	Windage (mil)	Windage lock
5-27	56	36	0.1	35	YES	20	YES
Field of View (ft/100 yd)	Eye Relief (inches)	Parallax Compensation (m)	Lenght (inches)	Weight (oz)	Reticles	Illumination	Focal Plane
21.0' - 4.50'	3.54	25 - Infinity	15.24	37.9	MPCT1, MPCT2X, MPCT3, MPCT3X, Target 1, MOA, Tremor 3, Tremor 5	YES	FIRST



ZC 420


Magnification Objective (mm)	Objective (mm)	Main Tube Diameter (mm)	Click Value (mil)	Elevation (mil)	Elevation lock	Windage (mil)	Windage lock
4 - 20	50	36	0.1	35	YES	20	YES
Field of View (ft/100 yd)	Eye Relief (inches)	Parallax Compensation (m)	Lenght (inches)	Weight (oz)	Reticles	Illumination	Focal Plane
28.0' - 6.0'	3.54	25 - Infinity	12.8	34.8	MPCT1, MPCT2, MPCT3, MPCT3X, MOA, Tremor 3	YES	FIRST






MPCT 1

A reticle designed for those shooters that prefer a highly advanced but straight forward reticle. This is a very clean mil based reticle offering 0.2 mil marks along entire vertical and horizontal stadia. The eye is drawn to the center where a floating dot provides precise reticle placement on target while the corner quadrants remain open for target observation. A 0.1 mil ranging bracket is placed between the 4 and 5 mil points for accurate ranging capability and keep the view uncluttered.




MPCT 2

The preferred reticle of competition marksmen. A minimal holdover style mil reticle with enough reference points to handle nearly all situations and yet provide a clear target picture. This reticle offers 0.2 mil indications throughout the entire reticle yet provides a very clean and organized appearance helping you hit your targets faster and more efficiently.



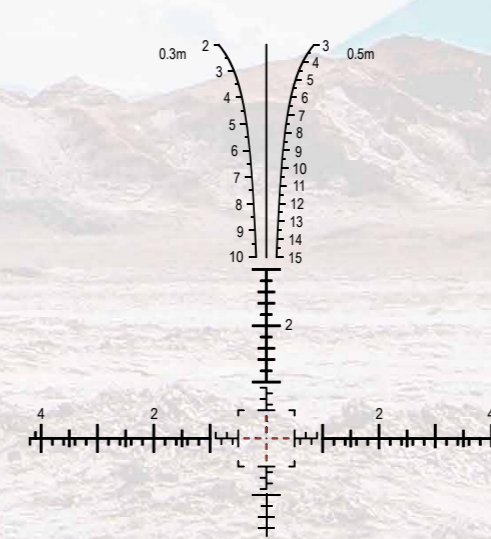
MPCT 3

This reticle from ZERO COMPROMISE OPTIC has multiple enhancements and some extremely unique and advanced design elements. Precision rifle shooters will appreciate the uncluttered center area that still allows precise shot placement and clear target observation while retaining excellent reference points for fast follow-up shots when required.




MPCT 3X

The MPCT3X features an open concept design above the primary horizontal crosshair and a minimally sized dot-style holdover tree below. This design features 0.2 Mil diameter open circles at all whole Mil values making holds easier to identify rapidly and while using the scope at a reduced magnification setting. The tree portion of the reticle utilizes dots arranged in a grid pattern with 0.2 Mil spacing thus allowing greater precision with holding for elevation as well as wind.



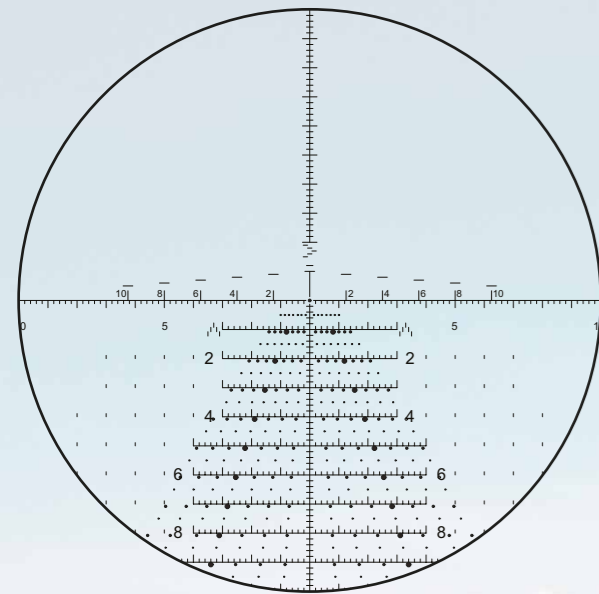
TARGET 1

The new Target 1 reticle from ZERO COMPROMISE OPTIC is an extension of our MIL reticle to enable the highest possible precision. Clear target observation, rapid range finding and an ultra-thin reticle within the first MIL from center enhances precise shot placement. It offers the most important and essential choice in the respective situation. Our funnel concept is positioned in the upper half of the field-of-view where it is out of the way yet still fully functional and also visible when used at maximum magnification.

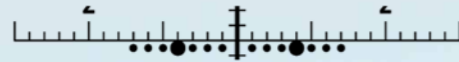


MOA

Our Minute of Angle (MOA) reticle design is a normal crosshair style graduated with one MOA increments for a straightforward and clean appearance. This design was specifically developed for shooters competing in all different shooting aspects from F-Class and Extreme Long Range to open country big-game hunting. Along the horizontal, every even number MOA hash mark is longer than the rest extending above and below the horizontal cross-hair.



Horus Grid: The uniform 0.2 milliradians Horus Grid allows you to easily compensate for bullet drop for any ballistics and density altitude. The solid grid provides numerous precise aiming points for extreme precision, not requiring the user to hold out in space. Additionally, the grid provides fast and accurate Second Shot Corrections.



Time of Flight Wind Dots: Patented Time of Flights Wind Dots provide accurate wind holds in wind speed values (mph, kph, m/s, etc.) to allow for quick and easy holds without a ballistic solver or counting numerous subtensions. These can be calibrated for any ballistics and density altitude providing a universal solution.

Highly-Refined Mil Markers: Refined “Chevron” mil markers throughout the reticle subtend to 0.1 milliradians to provide precise target range estimation. Vertical Chevrons are ideal for milling target height and the horizontal Chevrons for milling target width.



Rapid Range Bars: The patented Rapid Range Bars, subtending from 0.5 to 1 milliradians, enable quick estimates of the range to targets of known size. Additionally they can be used with the Accuracy 1st Speed Shooting Formula.



Moving Target Holds: Moving Target Holds—the numbered vertical hash marks on both sides of the main horizontal crosshair—indicate leads for targets moving at speeds up to 10 mph. They work for many common calibers from approximately 200-500 yards. Additionally they are used with the Accuracy 1st Speed Shooting formula.

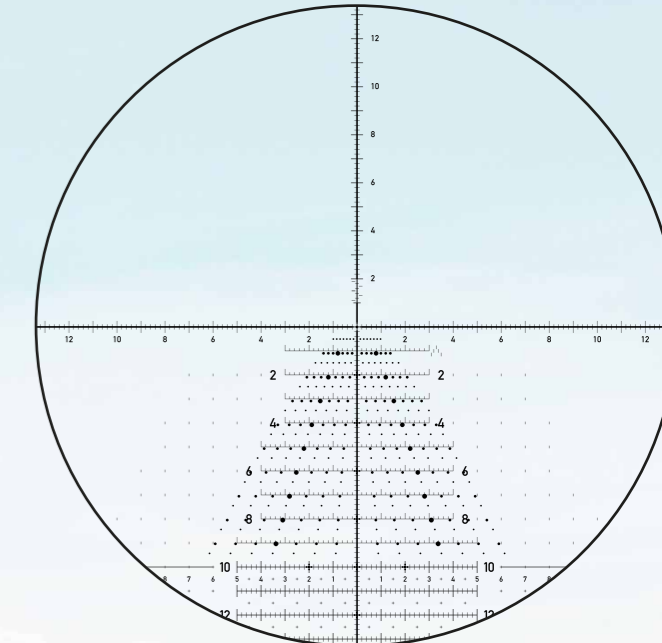
Horus Grid: The uniform 0.2 milliradians Horus Grid allows you to easily compensate for bullet drop for any ballistics and density altitude. The solid grid provides numerous precise aiming points for extreme precision, not requiring the user to hold out in space. Additionally, the grid provides fast and accurate Second Shot Corrections.



Time of Flight Wind Dots: Patented Time of Flights Wind Dots provide accurate wind holds in wind speed values (mph, kph, m/s, etc.) to allow for quick and easy holds without a ballistic solver or counting numerous subtensions. These can be calibrated for any ballistics and density altitude providing a universal solution.



Highly-Refined Mil Markers: Refined “Chevron” mil markers throughout the reticle subtend to 0.1 milliradians to provide precise target range estimation. Vertical Chevrons are ideal for milling target height and the horizontal Chevrons for milling target width.



TREMOR 3 “USSOCOM CHOSEN RETICLE”

The TREMOR3™ reticle is designed to maximize the speed and accuracy of marksmen. Its unique use of patented features gives users the capability to quickly estimate the range to targets while also giving the user wind speed and drop correction information for fast and accurate Second Shot Corrections. The reticle is used by US SOCOM*, USMC Scout Snipers*, US Navy SEALs*, and by multiple Precision Rifle Series (PRS) Champions, it's ideal for those looking for the maximum capabilities in a reticle.



TREMOR 5 “COMPETITION OPTIMIZED RETICLE”

The TREMOR5™ reticle is designed to provide the basic capabilities of the TREMOR3™ reticle but with a more clear field of view. Removing the Rapid Range bars and moving target holds makes this reticle ideal for competition shooting. Retaining the 0.2 milliradian Horus Grid, patented time of flight wind dots, and TREMOR™ milling Chevrons it's ideal for those looking to engage multiple targets at various ranges, quickly and accurately.



ZCO RINGS



Ring Width	0.87 inches (22mm)
Mounting Height	1.18 / 1.34 inches (30mm / 34mm)
Total Height	2.28 / 2.44 inches (58mm / 62mm)
Weight	2.58 / 2.86 oz (73g / 81g)

The ZCO Rings are manufactured to our exacting standards in-house on our own CNC machines. They are designed for the professional mounting of ZCO rifle scopes at a height of 1.18 inches (30mm) or 1.34 inches (34mm). These individual rings provide the greatest flexibility of scope positioning fore and aft to achieve the most comfortable eye relief. Additional accessories include an alternate top ring cap with an integrated foldable bubble level that has a mounting location for a picatinny rail section. The foldable bubble level is swappable from the left to the right side for end-user preference. Two picatinny rail sections (short and long) are also available as additional accessories for mounting of tools such as micro red dot sights or laser range finders. The rings are manufactured from 7075 aluminum alloy and have a high-quality hard coat anodize for abrasion and wear resistance.



ZCO SLIMLINE MOUNT



Length	4.41 inches (112mm)
Ring Width	0.87 inches (22mm)
Mounting Height	1.18 inches (30mm)
Total Height	2.28 inches (58mm)
Weight	5.9 oz (168g)
Incline	20.6 MOA (6 Mil)

The ZCO Slimline Mount is manufactured to our exacting standards in-house on our own CNC machines. It is designed for the professional mounting of ZCO rifle scopes at a height of 1.18 inches (30mm), has a built-in taper of 20.6 MOA (6 Mil), and includes a scope leveling key. This is a lightweight and durable one-piece mount that provides greater flexibility of scope positioning fore and aft to achieve the most comfortable eye relief. Additional accessories include an alternate top ring cap with an integrated foldable bubble level that has a mounting location for a picatinny rail section. The foldable bubble level is swappable from the left to the right side for end-user preference. Two picatinny rail sections (short and long) are also available as additional accessories for mounting of tools such as micro red dot sights or laser range finders. The mounts are manufactured from 7075 aluminum alloy and have a high-quality hard coat anodize for abrasion and wear resistance.



ZCO BLOCK MOUNT




Length	5.12 inches (130mm)
Ring Width	1.18 inches (30mm)
Mounting Height	1.50 inches (38mm)
Total Height	2.60 inches (66mm)
Weight	10.37 oz (294g)
Incline	0 MOA & 20.6 MOA

The ZCO Block Mount is manufactured to our exacting standards in-house on our own CNC machines. It is designed for the professional mounting of ZCO rifle scopes at a height of 1.50 inches (38mm) and includes an integrated foldable bubble level, mirage band bushing, and scope leveling key. The foldable bubble level is swappable from the left to the right side by the end user or can be removed entirely. Two picatinny rail sections (short and long) are available as additional accessories for mounting of tools such as micro red dot sights or laser range finders. Multiple mounting locations are available around the mount for the rail sections to suite the end-user preference. The mounts are manufactured from 7075 aluminum alloy and have a high-quality hard coat anodize for abrasion and wear resistance.



Zero Compromise Optic (ZCO) is a true specialty scope company with a highly experienced team in the premium optics market, and is based in Austria and the U.S. Our passion, dedication, and complete focus is building nothing but the highest quality rifle scopes. This can only be accomplished with the most modern and technologically advanced optical and mechanical designs which we have integrated into our products. We maintain an uncompromising dedication to superior design and we are completely committed to ultimate precision, performance, and reliability. Every aspect of our products is analyzed, designed, and produced to meet this objective. To meet our end goal, every single rifle scope is subject to extreme and intensive real-world testing such as forward and side impact prior to leaving the facility. ZCO products are designed specifically for you, from aggressive styling and rugged performance, to extreme duty internal components engineered for unflinching reliability.

Due to ZCO's involvement in many precision shooting applications, even seemingly insignificant details become increasingly important. We fully understand that dedicated life-long customers will be the foundation and driving force for future innovations and product development. Because of this, we hold ourselves to the highest standard so our customers don't have to. ZCO doesn't manufacture products to meet a budget, we manufacture to deliver Uncompromised Performance and surpass our customer's expectations! All ZCO products are hand assembled in Austria and in the United States of America. The high quality and precision of ZCO rifle scopes will never be compromised nor sacrificed in favor of production quantity. This philosophy is paramount.



supporting your precision



www.zcompoptic.com

**HEADQUARTERS
& PRODUCTION**

2433 Margarethen am Moos, Österreich
sales-international@zcompoptic.com

NORTH AMERICA

Orofino, ID / (208)-435-4000
sales@zcompoptic.com